

CERVICAL SPINE MASSAGER

JT500 / JT600 / JT700 // JT500W/ JT600W / JT700W



Instruction Manual

Please read this manual carefully before use

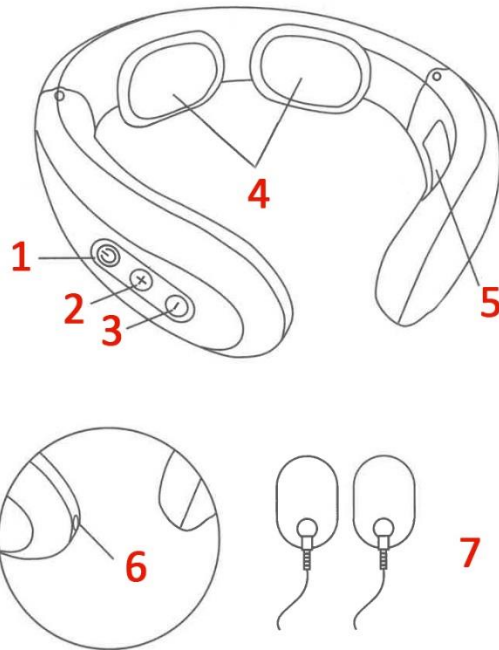
ATTENTION: This product is available in various versions (500 / 600 / 700) depending on the functions of the equipment. The "W" series differs from the basic one in that they come with additional electrodes as an accessory. Be sure to read the instructions according to the model of equipment you have purchased. Thanks!

JT-500/500W (**Battery models**) Product Diagram

Function: TENS low frequency pulse massage

Rated power: 1W

Power supply: Two AAA dry batteries



1.- Power / Mode button: Long press for ON/OFF – Short press for MODE adjust.

2.- Intensity UP.

3.- Intensity DOWN.

4.- Floating Stainless Steel sheet.

5.- Battery cover.

6.- Electrode interface

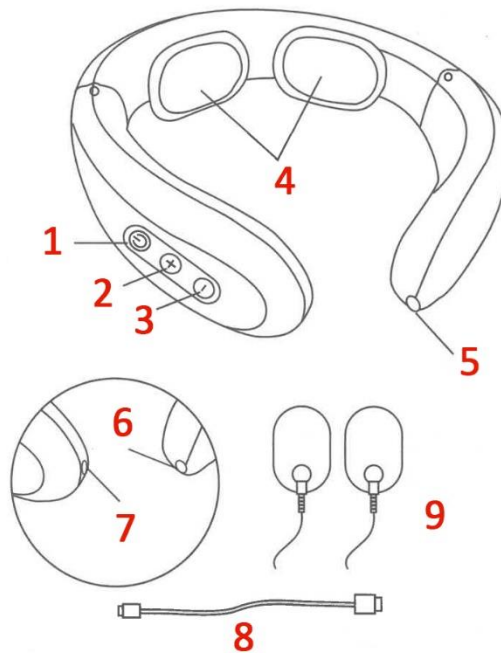
7.- JT-500W with electrode sheet (Remember: only for “W” series)

JT-600/600W (**Charging Model**) Product Diagram

Function: TENS low frequency pulse massage

Rated power: 1W

Power supply: Built-in 3.7V Lithium battery



1.- Power / Mode button: Long press for ON/OFF – Short press for MODE adjust.

2.- Intensity UP.

3.- Intensity DOWN.

4.- Floating Stainless Steel sheet.

5 / 6.- Charging jack

7.- Electrode interface

8.- Charging cable

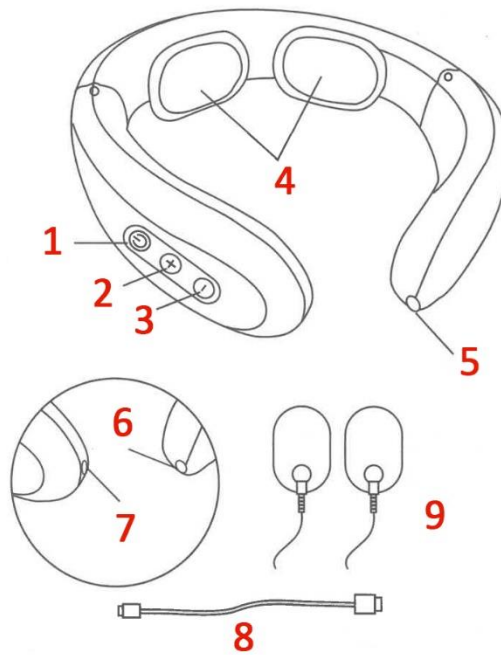
7.- JT-600W with electrode sheet (Remember: only for “W” series)

JT-700/700W (**Rechargeable and Heating Model**) Product Diagram

Function: TENS low frequency pulse massage and constant temperature hot compress.

Rated power: 1.5W

Power supply: Built-in 3.7V Lithium battery



1.- Power / Mode button: Long press for ON/OFF – Short press for MODE adjust.

2.- Intensity UP.

3.- Intensity DOWN.

4.- Floating Stainless Steel sheet.

5 / 6.- Charging jack

7.- Electrode interface

8.- Charging cable

7.- JT-700W with electrode sheet (Remember: only for “W” series)

500 / 600 / 700 MODELS - Usage steps

1. Wet your neck, wear a massager



2. Long press the power button for 3 seconds to turn on the machine



3. Short press the power button to switch the mode



4. Press (+) key to adjust pulse strength enhancement



5. Press the (-) key to adjust the weakening of the pulse strength



500W / 600W / 700W MODELS - Usage steps

1. Disassemble the outer package and assemble the electrode sheet



2. Connect the cable



3. Wet your neck, wear a massager



4. Long press the power button for 3 seconds to turn on the machine



5. Short press the power button to switch the mode



6. Press (+) key to adjust pulse strength enhancement



7. Press the (-) key to adjust the weakening of the pulse strength



Tips

The product will automatically shut down after running for 15 minutes. It is recommended to use it no more than 30 minutes a day, and use it as needed every week. This product should be stored in a ventilated and dry place after use. Do not use other heavy objects on the product.

Daily maintenance

When maintaining this product, please turn off the machine and clean the electrode pads with wet paper towels. When it is particularly dirty, use a little medical alcohol (alcohol concentration 75%) to wipe and disinfect. For daily maintenance, please use neutral detergent and soft rag to wipe. Do not use corrosive detergent. Do not immerse in water or rinse. During the cleaning process, water or other liquids should be prevented from entering the body to avoid the risk of short circuit and electric shock during use.

Method of operation

Function operation

- 1) Long press the power button for 3 seconds to turn on the machine
- 2) Short press the power button to switch the mode
- 3) Press the + key to adjust the pulse strength to increase
- 4) Press the - key to adjust the pulse strength to weaken
- 5) Automatically shut down after 15 minutes

Convenience of "mode" key

Mode switching key: six modes can be selected by pressing the "start" key on the right handle. The default startup setting is mode 1 (automatic combination 1 mode), and the mode indicator 1 flashes. The intensity is the first gear after each mode conversion.

The six massage modes are:

Mode 1: automatic combination 1

Mode 2: acupuncture

Mode 3: massage

Mode 4: finger pressure

Mode 5: kneading

Mode 6: hammer

Automatic combination mode is recommended.

Use of "strengthen" key

Strength enhancement key: press the "enhancement" key on the left handle once each time to increase the strength by one gear, with a total of 9 gears.

It is appropriate to massage with self acceptable strength. It is recommended to use a weak gear for the first time.

Use of "weaken" key

Strength weakening key: press the 'weakening' key on the left handle once each time to weaken the strength by one gear, with a total of 9 gears. It is recommended to use for 10-20 minutes a day

Charge the product or replace the battery

1. Rechargeable product: When the host is short of power, the colorful lights are dimmed or cannot be turned on, use the special charging cable to plug into the host and the other end into the mobile phone charger (the output is 5V-1A / 2A), and the light will be on when charging , Full of extinguished.

2. Battery type products: When the host is short of power, the colorful lights will dim or cannot be turned on. Please replace the dry batteries of the same model.

TROUBLESHOOTING

If you encounter problems when using the product, please refer to the following tips and solutions.

- If the product is still in a fault state or cannot be used, please turn off the power.
- The user should not dismantle or repair the product by himself.
- The product damage caused by the disassembly or repair will invalidate the product warranty, and the company will not bear any consequences caused by this situation.

*** Unable to start**

The battery is low. Please confirm whether the switch button of the host product has been pressed

*** Cannot charge or no charge lamp display**

Please check whether the USB cable and the host and mobile phone power adapter are connected.

*** Normal display but no feeling**

Does the electrode pad directly contact the skin? Adjust the position so that it is close to the skin.

Are there any items such as hair or clothing, accessories, etc. between the electrode pad and the skin? Remove or remove the items.

Is the intensity level 1st gear? Adjust to increase the massage intensity.

*** Tingling**

Is the electrode pad contacting the skin on the neck? You need to adjust the position to make it close to the skin.

Is the massage too long? It is recommended to press 15 minutes at a time and twice a day.

Is the massage intensity too strong? Adjust the intensity to a small amount.

Is the skin allergic to electrode pads? Patients with severe allergies need desensitization treatment.

Cold climate, dry skin? Use after moistening your skin with a wet towel.

Is there a wound on the skin surface? Do not put the electrode pads on the wound to massage.

*** Stimulation is weak**

Does the massager electrode pad say that the neck skin is tight? Adjust the position so that it is close to the skin and adjust the appropriate strength.

Is the electrode dirty or oily? Clean the electrode surface.

Is the battery low? If it is low, charge it.

The intensity of the massage position is too small? Adjust to increase the intensity of the massage.

PRECAUTIONS

Danger

Please be careful not to use the following medical electronic devices together

1. Cardiac pacemakers and other implantable medical electronic devices
2. Life-sustaining medical electronic devices such as artificial hearts and lungs
3. Electrocardiogram - like medical electronic equipment; These medical electronic devices will cause misoperation and may be life—threatening;
4. Gas stations, high—dust vehicles, gas and other flammable and explosive places are prohibited.

Caveat

If the patient uses both high-frequency surgical equipment and this product on their body, the electrode pads of the product may cause burns or damage the product.

If this product is used near short wave or microwave treatment equipment, the output of the product may be unstable.

Electrode pads during massage should avoid contact with wounds and scars. During massage, the electrode pads should not be placed near the chest and heart, otherwise it will increase the risk of heart fibrillation.

The product is recommended for one user. For cross-user use, please clean the electrode pads on the product before use.

When using the product, the electrode pad should be tightly attached to the skin and evenly contacted. The electrode pad of this product has a heat generating function. When using the hot

compress function in the same part for a long time (more than 15 minutes), it may cause low temperature burns. If you feel unwell during or after use, stop using it and consult a doctor. This product contains lithium batteries or dry batteries. Please do not disassemble, modify, immerse the product in water or throw it into fire, otherwise it may cause product damage and explosion. In the following cases, please consult your doctor before use.

Otherwise, an accident or physical discomfort may occur.

1. Patients who are receiving medical treatment and feel abnormal.
2. Patients with abnormal heart and brain nerves
3. Patients whose body temperature exceeds 38 degrees (fever period).
4. Patients with infectious diseases.
5. Patients with impaired skin perception or abnormal skin.
6. Patients taking medication.
7. Patients with abnormal blood pressure.
8. Patients who cannot express their wishes freely.
9. Patients with sensory disturbances due to diabetes due to high endless circulation disorder.
10. Patients with skin allergy to stainless steel electrodes.

The following situations are prohibited:

1. Malignant tumor constitution
2. Patients with bleeding tendency
3. Pregnant women and parturients
4. Acute constitutional inflammation constitution
5. Heart pacemaker users
6. Patients with metal implants
7. Near the human heart

Do not use near the heart, above the neck, head, mouth, genitals, or skin disorders and cannot treat the soles of both feet. In addition, do not press on the internal organs during use. Otherwise, an accident or physical discomfort may occur.

Do not write about other medical devices or use more than two of this product together, otherwise it may cause nausea or physical discomfort.

Do not use for massage purposes other than those described in the instruction manual, otherwise an accident or malfunction may occur.

Do not use electrode pads that are notched or damaged on the surface, otherwise accidents or malfunctions may occur.

Do not disassemble, repair and modify this product without authorization, otherwise it may cause malfunction or electric shock. note If you feel unwell due to abnormality of this product, please stop using it immediately.

If your body or skin feels strange, please consult your doctor and act accordingly. During the massage, if you want to move the electrode pads or other people, be sure to cut off the power before moving, otherwise you may receive a strong electric shock.

Do not bring electronic devices for treatment. Otherwise, the electronic device may be misused for example, the electronic watch is always messy). When an abnormal situation that cannot be operated occurs, immediately cut off the power and remove it, otherwise high temperature or short circuit may occur and an accident may occur. At the same time, contact after—sales customer service consultation.

Do not plug or unplug the USB charging cable with wet hands, otherwise it may result in electric shock or accident.

Do not use it for children or people without the ability to express consciousness, otherwise it may cause accidents or bowing.

Do not use it in places with high humidity, such as bathrooms, or use the product while taking a shower. Otherwise, you may receive a strong electric shock and damage the product.

Do not use it at bedtime, otherwise the product may malfunction, and the electrode pad may be moved to other parts and cause physical discomfort.

Do not use when driving a car, otherwise it may cause physical discomfort due to excessive stimulation, resulting in an accident.

Do not stick the electrode pads on the affected area for a long time, otherwise it may cause skin diseases When massaging, do not allow the metal parts of skin, necklaces, and other objects to contact the electrode pads, otherwise you may receive a strong electric shock.

Do not use the some part for a long time (more than 30 minutes), otherwise it may cause muscle fatigue at the massaged part Please wear this product correctly for the neck and laurel parts, symmetrical left and right, otherwise accidents or bowing may occur. When unplugging the USB charging cable from the main body, do not pull the wire, but pull it out by holding the wire plug, otherwise it may cause electric shock or damage the product. The electrode pad of the product has a surface heating function. Users who are not sensitive to heat or are easily allergic to heat should consult a doctor. When the product works for a long time, there will be heat on the surface, which is normal. When the product is not used for a long time (more than 3 months), please charge the product every three months. When the battery is not used for a long time, please remove the battery to avoid damage to the battery and affecting the host parts.

Caveat

Please confirm that the host buttons work normally before use. When the battery is used for the first time, or after the product is left for a long time, please recharge or replace the battery according to the instruction manual to ensure that it can work normally.

When discarding this product, please deal with it in accordance with the relevant environmental protection regulations of the city, otherwise it may cause environmental pollution. It is recommended for people aged 16 and above.

Do not use or store this product in the following places: Places with direct light; places with high temperature and humidity; places with water; places with more dust extinguishment; places prone to vibration and shock near fireworks; places with strong electromagnetic fields

REMINDER FOR RECYCLING

In order to protect the environment, after the product or its parts are scrapped, you as a consumer are responsible for separating their household waste and sending it to a qualified recycling site, which will be disassembled, recycled, and reused according to relevant national regulations.